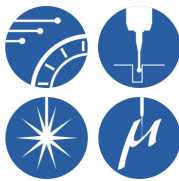





SmartScope ZIP[®] 300

- *Accurate video metrology* – 7:1 AccuCentric[®] motorized zoom lens autocalibrates with every magnification change
- *Measurement stability is built-in* – A granite support structure ensures vibration isolation and measurement stability
- *Multisensor versatility* – Optional non-contact sensors and touch probes

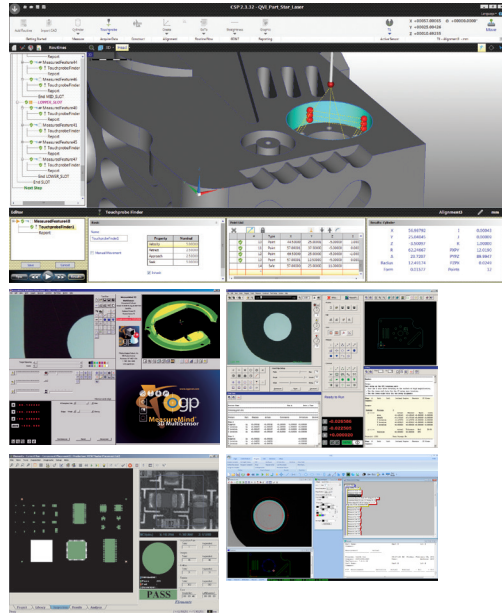
A Compact High Accuracy Solution for Video Metrology



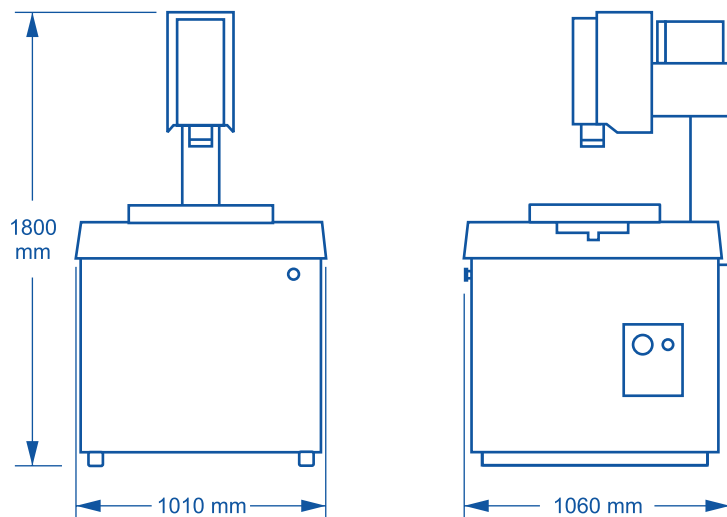
Axis	Travel (mm)
X axis	300
Y axis	300
Z axis	200
Extended Z (opt)	300



SmartScope ZIP® 300



Choose the QVI metrology software best suited to your manufacturing setting — 3D CAD-based ZONE3®, MeasureMind® 3D, Measure-X®, VMS™ or Elements®.



Machine Weight: 750 Kg
Crated Weight: 970 Kg

	Standard	Optional
XYZ measuring range	300 x 300 x 200 mm	Extended Z axis, 300 mm
XYZ scale resolution	0.1 µm	0.05 µm
Drive system	DC servo with 4-axis control (X,Y,Z,zoom); with multifunction handheld controller	
Worktable	Hardcoat anodized, with fixture holes, removable stage glass, 30 kg recommended max payload	
Optics	7:1 AccuCentric® auto-calibrating zoom, motorized; 1.0x front replacement lens; 1.0x adapter tube; 2.0x lens attachment	0.5x, 0.75x, 1.5x lens attachments; 1.0x LWD (not for use with SmartRing™ light), 2.5x, 5.0x, 10.0x front replacement lenses; 0.67x, 2.0x adapter tubes; autofocus LED grid projector; laser pointer (not available with optional TTL laser)
FOV size (std optical configuration)	Measured diagonally, 5.0 mm (low mag) to 0.9 mm (high mag)	
Illumination	Substage LED profile (monochromatic), coaxial LED surface (white), SmartRing LED ring light (white)	VuLight™ LED oblique illuminator, small fiber optic ring light, fiber optic surface light, large fiber optic ring light
Camera	High resolution color metrology camera	High resolution black & white digital metrology camera
Image processing	256 level grayscale processing with 10:1 subpixel resolution	
Sensor options (contact OGP for possible combinations of sensors)		Touch probe and change rack, SP25 scanning probe, off-axis DRS™ laser, on-axis TTL laser, Rainbow Probe™ scanning white light sensor, Feather Probe™
Controller	Windows® based, with up-to-date processor and on board networking/communication ports	
Controller accessory package		24" flat panel LCD monitor, or dual 24" flat panel LCD monitors, keyboard, 3-button mouse (or user supplied)
Software	QVI Portal, including: <ul style="list-style-type: none"> • Portal Navigator • Independent Calibration Engine (ICE) • Multimedia Content Viewer • SmartLink™ 	Metrology software: ZONE3® or ZONE3 Pro, MeasureMind® 3D MultiSensor, Measure-X®, VMS™, Elements® Productivity software: MeasureFit® Plus, SmartFit® 3D, SmartProfile® Offline software: ZONE3, MeasureMind 3D MultiSensor, Measure-X, VMS
Power requirements	115/230 vac, 50/60 Hz, 1 phase, 1000 W	
Rated environment	Temperature 18-22° C, stable to ±1° C; 30-80% humidity; vibration <0.001g below 15 Hz	
Operating environment, safe operation	15-30° C	
XY area accuracy¹	$E_2 = (1.5 + 5L/1000) \mu\text{m}^{2.3.4}$	
Z linear accuracy¹	$E_1 = (2.5 + 5L/1000) \mu\text{m}^4$ (with 2.0x lens attachment)	$E_1 = (2.0 + 5L/1000) \mu\text{m}^4$ (with optional TTL laser, or DRS-2000 laser) $E_1 = (1.4 + 5L/1000) \mu\text{m}^4$ (with optional DRS-300 or -500 laser, or TP20 or TP200 touch probe)

¹Where L = measuring length in mm. Applies to thermally stable system in rated environment. All optical accuracy specifications at maximum zoom lens setting.

²With evenly distributed load up to 5 kg. Depending on load distribution, accuracy at maximum rated load may be less than standard accuracy.

³Measured in the standard measuring plane. The standard measuring plane is defined as a plane that is within 25 mm of the worktable surface.

⁴E₁, Z axis linear and E₂, XY area accuracy standards are described in QVI Publication Number 790762.



Phone: (585) 544-0400 • (800) 647-4243
 Fax: (585) 544-8092
 info@ogpnet.com
 www.ogpnet.com

